

PF
 PURAFILTER 2000®

ECO filter

**WASHABLE
 REUSABLE**



**LIFETIME
 LIFETIME LIMITED WARRANTY
 WARRANTY**

See back for details

Reduces Landfill Waste

Washable filter media / Reusable frame last for years

Washable / Reusable filter media lasts up to 2 years with regular washings - see back for details.

Filters Larger Airborne Particles

• High efficiency three stage filter

Reduces: Dust/lint, Dust Mite Debris, Pollen¹, Pet Dander



FPR
4


MADE IN THE USA

16 x 25 x 1 inch

actual size | 15.5 x 24.5 x 0.75 in.
 39.37 x 62.23 x 1.90 cm

3-Stage System

Three stages of filtration helps trap dust, pollen, pet dander and other airborne irritants.



1 Larger Particles

The ECO Filter is designed to trap many different sized airborne particles. Larger dust sized particles are trapped like a magnet in the first filter layer.

2 Medium Particles

Medium and smaller sized particles pass through the first layer and take on a positive charge. Many of these charged particles will become trapped in the middle layer.

3 Smaller Particles

Remaining smaller particles like pollen are trapped in the third layer providing fresher, filtered air in your home.

With all air filter purchases, be sure to refer to your heating/cooling system Owner's Manual to ensure the filter you are about to use is compatible with your system.

WARNING: TO AVOID DANGER OF SUFFOCATION, KEEP THIS FILM AWAY FROM BABIES AND CHILDREN.



© 2022 PPA Industries Inc.
 PURAFILTER 2000® is a registered trademark of PPA Industries Inc.
 MANUFACTURED AND DISTRIBUTED BY:
 PPA Industries Inc., Hickory, NC 28601

Made in the **USA** ¹Inanimate



BREATHE ON It's Green AND It Cleans!

Reusable Filter Grid and Frame Lasts for Years
 Washable Reusable Media
 Less Paper Frames Going to Landfill
 Filter Grid and Frame are Made from Recycled Materials

Reduce waste in our nation's landfills by buying products with a long lifecycle.



10 reusable filters replaces 120 paper filters over 10 years. Frame Lasts 10 Years. Media Lasts 2 Years with Regular Washing.



FPR (Filter Performance Rating) is a rating system proprietary to The Home Depot that tests the filter's ability to capture 1) large particles, 2) small particles, and 3) weight gain (filter lifetime).


LIMITED LIFETIME WARRANTY FOR THE FILTER FRAME & GRID: This Limited Lifetime Warranty covers any defects in materials or workmanship of the Filter Frame and Grid under normal use during the warranty period. During the warranty period the manufacturer of this filter will repair or replace, at no charge, the frame and/or the grid that proves to be defective or if either of these components fail. Normal use requires proper filter pad maintenance and replacement, and the product is only used as intended. This warranty is limited to the expected life of the polymers used in the frame which is ten (10) years and in no event will last beyond the ten-year period beginning on the date of installation.

LIMITED WARRANTY ON FILTER MEDIA (PAD): The Limited Two-Year Warranty on the filter media (pad) covers any defects in materials or workmanship under normal use during the warranty period. The product and or filter media (pad) is only to be used as intended. This warranty is limited to the expected life of the filter media (pad) with proper pad cleaning as described in the instructions which is 2 years and in no event will last beyond the two-year period beginning on the date of installation.


TO LEARN MORE ABOUT THIS PRODUCT: www.protectplusair.com OR toll free 888.808.9100

Easy to clean

- 1 Turn off HVAC unit and remove filter.
- 2 Remove filter pad and mesh from the filter frame. Separate the filter pad from the mesh. Set black filter frame with grid aside.



- 3 Wash filter pad and mesh with a garden hose or inside sink. Dust is easily removed with clear water.



- 4 Wring out excess water to reduce drying time. Dry laying flat outside or inside depending on weather. Expect 2-3 hours to dry completely.



- 5 Place mesh back onto the white side of the filter pad, lining up edges (A). Place filter pad and mesh on top of the filter frame, blue side of the filter pad against the black grid. Start at one corner inserting filter pad and mesh under the frame, moving around the complete filter (B).



- 6 Install filter back into your HVAC unit following the air flow arrow; black grid facing the duct tunnel.

IMPORTANT NOTE: The ECO Filter is not designed to be used in wood burning stoves or in systems that use UV light. Do not dry media in the sun.